

Griftabelle für deutsche Klarinette

Chalumeau-Register

5 4 0 5

This section shows fingerings for notes G4, A4, Bb4, B4, C5, D5, Eb5, E5, F5, G5. Each note is represented by a musical note on a staff and a corresponding diagram of a clarinet with fingerings indicated by black dots. The notes are: G4 (no sharps/flats), A4 (no sharps/flats), Bb4 (flat), B4 (sharp), C5 (no sharps/flats), D5 (no sharps/flats), Eb5 (flat), E5 (sharp), F5 (no sharps/flats), G5 (no sharps/flats).

4 2 2 3

This section shows fingerings for notes G5, Ab5, A5, Bb5, B5, C6, D6, Eb6, E6, F6, G6. Each note is represented by a musical note on a staff and a corresponding diagram of a clarinet with fingerings indicated by black dots. The notes are: G5 (no sharps/flats), Ab5 (flat), A5 (no sharps/flats), Bb5 (flat), B5 (sharp), C6 (no sharps/flats), D6 (no sharps/flats), Eb6 (flat), E6 (sharp), F6 (no sharps/flats), G6 (no sharps/flats).

Grifftabelle für deutsche Klarinette

Clarin-Register

5 4 0 5



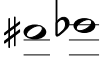

Diagram illustrating the fingering for the first row of the clarinet register table. The notes are: C4 (fingering 5), D4 (fingering 4), E4 (fingering 0), and F4 (fingering 5). The fingering numbers are placed above the notes. Below the staff are diagrams of the clarinet showing the finger placement for each note.

4 2 0

Diagram illustrating the fingering for the second row of the clarinet register table. The notes are: G4 (fingering 4), A4 (fingering 2), and B4 (fingering 0). The fingering numbers are placed above the notes. Below the staff are diagrams of the clarinet showing the finger placement for each note.

Griftabelle für deutsche Klarinette

hohes Register

				5 